

**PROJECT NAME:** \_\_\_\_\_

**LOCATION:** \_\_\_\_\_

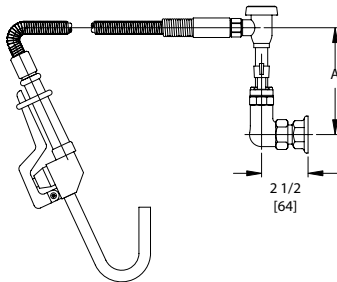
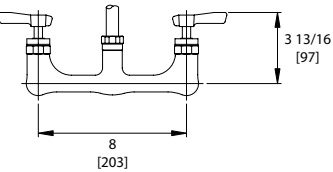
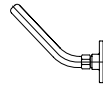
**SPECIFIER ITEM NO.** \_\_\_\_\_ **QTY:** \_\_\_\_\_

**ENCORE PART NO.** \_\_\_\_\_

Encore<sup>®</sup> Wall Mount Pot Filler Assembly

**KL53-3x00-xx**

- KL53-3000      Compression valves,  
no vacuum breaker
- KL53-3100      Ceramic Valves,  
no vacuum breaker
- KL53-3000-VB      Compression valves  
with vacuum breaker
- KL53-3100-VB      Ceramic valves  
with vacuum breaker



Dimensions shown in inches (mm) are for reference only and are subject to change.

1-1/8" (29mm) holes for wall are recommended to accommodate 1/2" supply nipples.

1/2" NPT female inlets

Operating Temperature: 40-180°F (5-83°C)

Operating Pressure: 15-125psi

Approximate shipping weight - 11 lbs

Warranty - 2 years parts

Solid heavy duty cast body is specification and commercial quality

**Commercial Quality Features**

- Pot filler valve
- ADA-compliant lever handles
- 60" flexible S/S hose with Kool Grip™ handle

**SPECIFICATIONS:**

Wall Mount Pot Filler to be Encore KL53-3000 Series in the following configuration:

- \_\_\_\_\_ KL53-3000      Compression Valves Without Vacuum Breaker
- \_\_\_\_\_ KL53-3100      Ceramic Valves Without Vacuum Breaker
- \_\_\_\_\_ KL53-3000-VB      Compression Valves With Vacuum Breaker
- \_\_\_\_\_ KL53-3100-VB      Ceramic Valves With Vacuum Breaker

Faucet body to be constructed of polished chrome plated brass with lever handles. Valves to be 1/4-turn with integral check valve to prevent cross-flow and back-flow. Hose to be 60" flexible stainless steel with Kool Grip™ handle and vacuum breaker. Hose to have Santoprene<sup>®</sup> reinforced inner hose. Hold open ring and hose wall hook to be included.

**COMPLIES WITH:**

- ASME A112.18.1-2005
- CSA B125.1-05
- NSF/ANSI 61/9, ANNEX G
- SECTION 116875 OF THE CALIFORNIA HEALTH & SAFETY CODE (COMMONLY KNOWN AS AB1953)
- VERMONT ACT 193
- UNIFORM PLUMBING CODE

